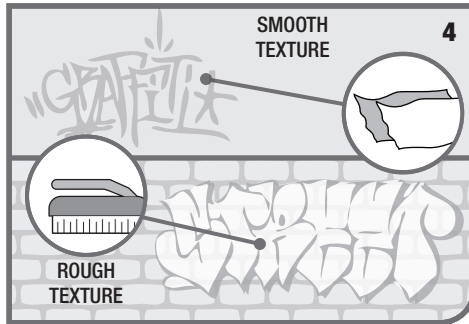
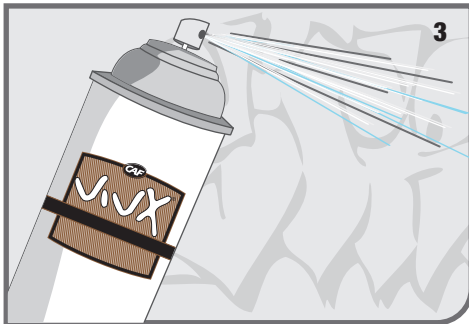
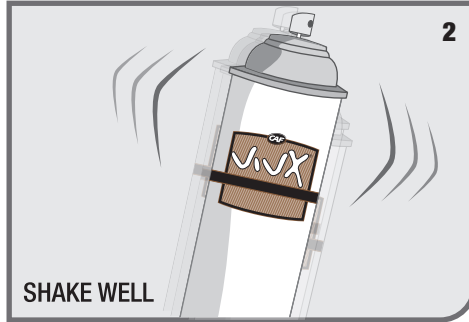
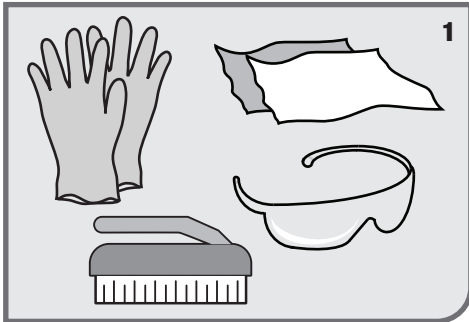




CLEANING INSTRUCTIONS



USES

To remove graffiti and adhesive residue from concrete, metal, plastic, oil-based paints, baked enamel, glass, tile, brick, stone, masonry, ceramic material and reflective coatings on street signs.

FREQUENCY

As needed

TASK DURATION

Depends on amount of surface coverage of graffiti and how extensive the graffiti damage may be.

Note: Always pretest this product on a small, inconspicuous area before use

PREPARATION

1. Make sure to have gloves, goggles, scrubber and cloth towels prior to use. Access to a water hose is a plus.

TO CLEAN

2. Shake VIVX® canister prior to spraying surface.
3. Spray surface from a distance of at least 8 inches and let product soak in for 5 seconds before cleaning.
4. Begin rubbing off the graffiti:
 - a) For smooth surfaces please use only a cloth, hand towel.
 - b) For rough surfaces remove with nylon scrub brush and immediate rinse with water after each application.

Repeat steps 3-4 as necessary.



HAVE QUESTIONS? NEED TRAINING?
WE'RE HERE TO HELP!



Visit www.mycaf.com for additional product information, SDS, training materials, product videos and more.

