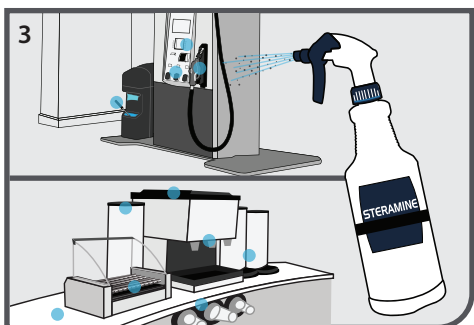
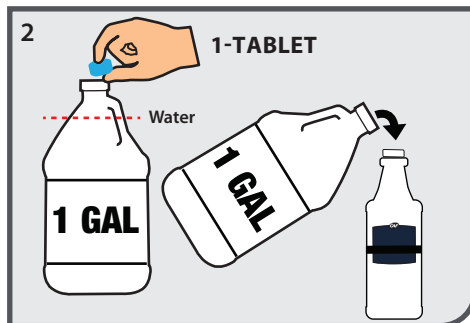
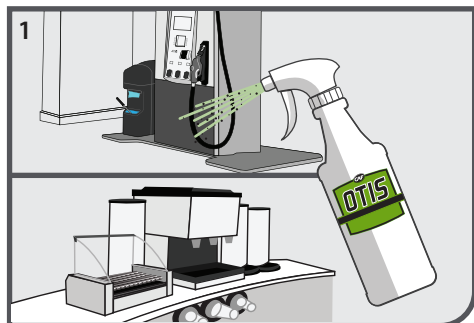




STERAMINE™ TABLETS CLEANING INSTRUCTIONS



EFFECTIVE ON

- Fuel dispensers
- Garbage cans
- Food prep/cooking surfaces
- Plastics/laminates
- Counters/floors
- Non-porous surfaces

FREQUENCY

As needed (follow company procedures)

TASK DURATION

5-7 minutes

PREPARATION

1. Remove any trash or debris. Pre-clean soiled area using OTIS Multi-Surface Cleaner.

TO MIX

2. Add 1 Steramine tablet to a 1-gallon container of water and allow the tablet to fully dissolve (up to 10 minutes). Then pour 32 oz of the Steramine solution into a 32 oz spray bottle.

TO APPLY

3. Spray surface with hand trigger sprayer or wipe on and allow surface to remain wet for at least one minute.

4. Wipe the surface dry with a clean cloth or allow adequate draining and air drying.

Note: Do not spray directly onto electronic components.



**HAVE QUESTIONS? NEED TRAINING?
WE'RE HERE TO HELP!**



Visit www.mycaf.com for additional product information, SDS, training materials, product videos and more.



www.mycaf.com | (888) 737-0025 | PO Box 1121, Maple Valley, WA 98038

Copyright © 2020 CAF, INC., All Rights Reserved.