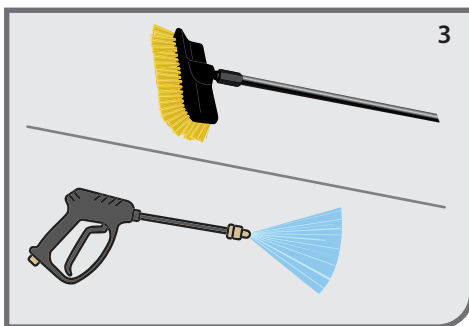
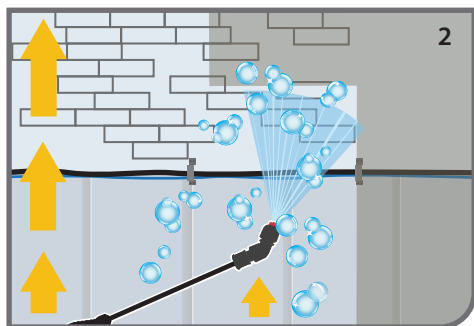
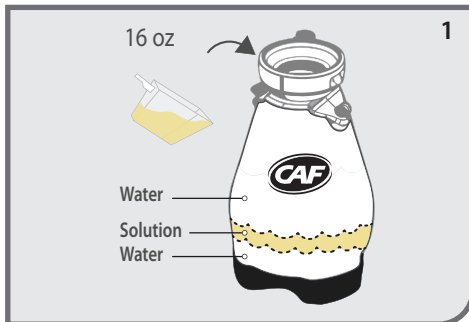
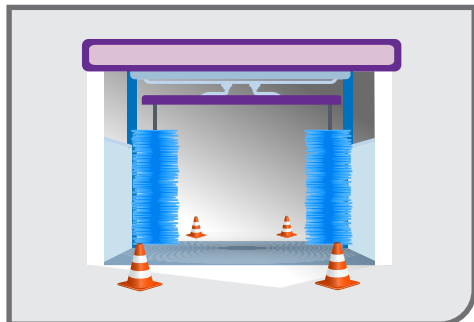




TUNNEL & BAY CLEANER CLEANING INSTRUCTIONS



EFFECTIVE ON

- Painted block
- PVC panels
- FRP
- Tile
- Brick

FREQUENCY

Every 2-4 weeks as needed.

TIPS

- Wear personal protective safety gear

PREPARATION

Shut down the car wash and cone off the application area.

MIX

1. Add a small amount of water to 2-gallon sprayer. Add 16 oz of RENEW per gallon of desired finished product. Fill sprayer to desired level and mix.

Pump sprayer to pressurize contents.

APPLY

2. Starting from the bottom of the wall and working your way up, apply the product in even overlapping vertical passes.

RINSE

3. Leave product to work on the surface for 3 minutes. Rinse the surface thoroughly with high pressure water.

Note: For heavy stains: walls may be agitated with a brush if necessary.



HAVE QUESTIONS? NEED TRAINING?
WE'RE HERE TO HELP!



FOR TRAINING VIDEOS AND PRODUCT INFORMATION:
www.mycaf.com/training (888) 737-0025

