

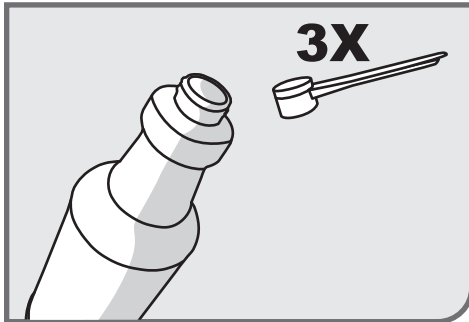




MULTI-SURFACE CLEANER CLEANING INSTRUCTIONS

32 OZ APPLICATION



EFFECTIVE ON

- Fuel dispensers/surfaces
- Garbage cans
- Stained concrete areas
- Stainless steel
- Wood surfaces
- Tools/equipment
- Food prep/cooking surfaces
- Rubber
- Painted metals
- Plastic/laminates
- Other surfaces

FREQUENCY

1x weekly. For best results, check surface for compatibility prior to cleaning.

TASK DURATION

Depending on surface, 1-5 minutes per task when used weekly.

PREPARATION

Add three (3) scoops (tsp) of OTIS to 32 oz. of water in OTIS spray bottle. Mix thoroughly to dissolve.

TO CLEAN

1. Apply initial amount of solution on surface to soak onto tough dirt and grime.
 - a. Continue spraying using “jet stream” application to suspend dirt and grime and allow to drain off. Keep adding adequate solution to remove any remaining dirt and grime to avoid streaking.
2. Rinse with water. For tougher stains repeat steps 1-2.
3. Using a dry towel or cloth wipe surface until dry for best results



NSF Registered by NSF
Category Code A1
Registration No. 153134



- Notes:**
- For use on food preparation surfaces, just rinse with potable water after use.
 - Not recommended for use on oxidized surfaces.
 - For a streak-free finish, wring wipe before use, wipe surface and then rinse with water.

**HAVE QUESTIONS? NEED TRAINING?
WE'RE HERE TO HELP!**



Visit www.mycaf.com for additional product information, SDS, training materials, product videos and more.

