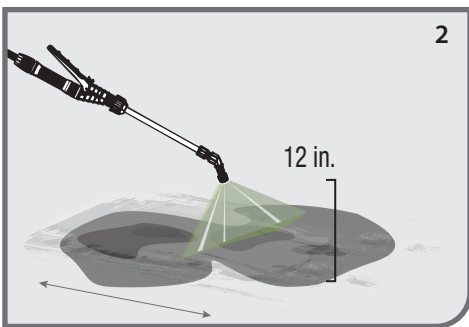
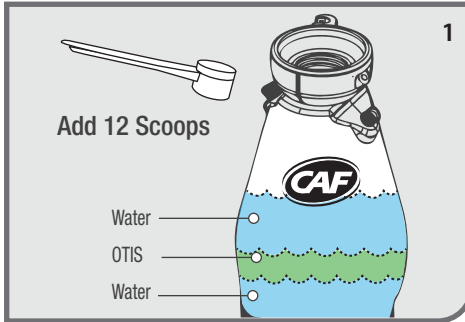
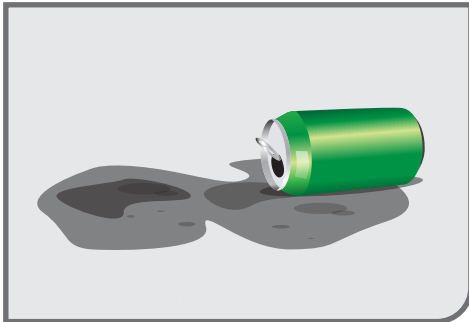




# MULTI-SURFACE CLEANER CLEANING INSTRUCTIONS

2 GALLON APPLICATION



## EFFECTIVE ON

- Stained concrete areas
- Fuel dispensers/surfaces
- Garbage cans
- Stainless steel
- Wood surfaces
- Tools/equipment
- Food prep/cooking surfaces
- Rubber
- Painted metals
- Plastic/laminates
- Other surfaces

## FREQUENCY

As needed. For best results, check surface for compatibility prior to cleaning.

## TASK DURATION

Depending on surface, 5-10 minutes per task when used weekly.

## PREPARATION

Ensure the area is dry and free of trash and debris

## TO CLEAN

1. Add a small amount of water to 2 gallon sprayer tank. Using scoop provided, add 12 scoops of OTIS and fill with more water to 1 gallon mark. Close and tighten lid Sprayer pump. Begin pumping handle to create a pressure in the tank.
2. After pumping sprayer, begin spraying OTIS Multi-Surface Cleaner directly onto the soda and/or coffee stain(s). Spraying approx. 12 inches from surface.
3. Allow a minute for OTIS to soak into stain.
4. Using deck brush, scrub the stained area in a back and forth motion. Then scrub across the stain in the opposite direction.
5. Rinse with clean water. *(optional)*



Registered by NSF  
Category Code A1  
Registration No. 153134



Notes: Not recommended for use on oxidized surfaces.

**HAVE QUESTIONS? NEED TRAINING?  
WE'RE HERE TO HELP!**



Visit [www.mycaf.com](http://www.mycaf.com) for additional product information, SDS, training materials, product videos and more.

