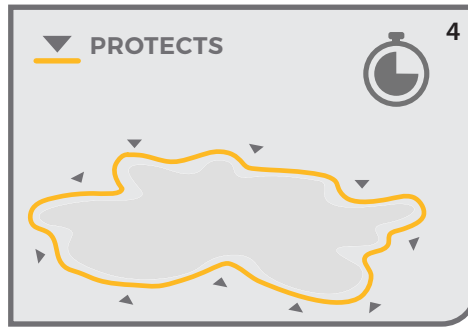
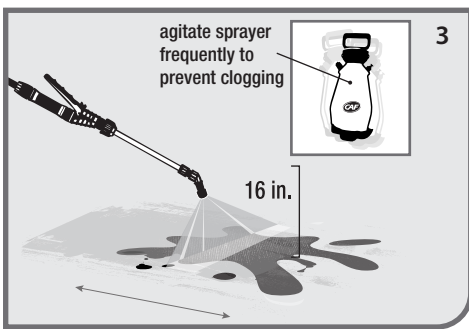






ASPHALT CLEANER & HARDENER CLEANING INSTRUCTIONS



EFFECTIVE ON

- Asphalt
- Parking lots
- Driveways
- Drive thrus
- Forecourts

FREQUENCY

As needed. For best results, 2-3 applications per week may be required for tougher stains and current asphalt damage

TASK DURATION

2-3 minutes per task when used weekly.

PREPARATION

1. Ensure area is free from debris and trash.

TO CLEAN

2. Add a small amount of water to the CAF 2-gallon sprayer tank. Next, using provided scoop, add desired amount of FORO and water to tank. Ideal ratio is 2 cups FORO per gallon water.
3. Use pump handle to pressurize sprayer tank. Spray FORO directly onto oil stains using a smooth sweeping motion while agitating sprayer frequently to prevent clogging.
4. Repeat steps one and two 2-3x weekly. Product will continue to clean up oil in addition to hardening and protecting asphalt from further damage.



HAVE QUESTIONS? NEED TRAINING?
WE'RE HERE TO HELP!



FOR TRAINING VIDEOS AND PRODUCT INFORMATION:
www.mycaf.com/training (888) 737-0025



www.mycaf.com | (888) 737-0025 | PO Box 1121, Maple Valley, WA 98038

Copyright © 2020 CAF, INC., All Rights Reserved.