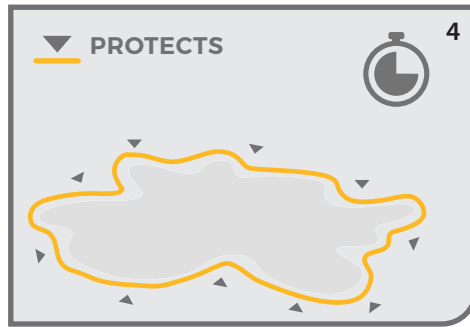
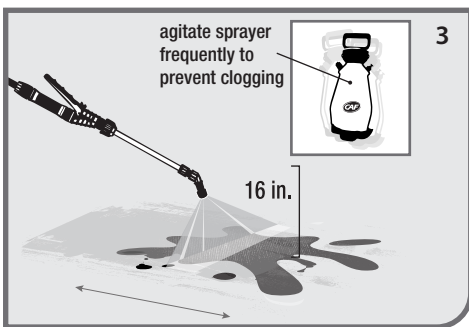





# ASPHALT CLEANER & HARDENER CLEANING INSTRUCTIONS



## EFFECTIVE ON

- Asphalt
- Parking lots
- Driveways
- Drive thrus
- Forecourts

## FREQUENCY

As needed. For best results, 2-3 applications per week may be required for tougher stains and current asphalt damage

## TASK DURATION

2-3 minutes per task when used weekly.

## TO CLEAN

### Preparation:

1. Ensure area is free from debris and trash.
2. Add a small amount of water to the CAF 2-gallon sprayer tank. Next, using provided scoop, add desired amount of FORO and water to tank. Ideal ratio is 2 cups FORO per gallon water.
3. Use pump handle to pressurize sprayer tank. Spray FORO directly onto oil stains using a smooth sweeping motion while agitating sprayer frequently to prevent clogging.
4. Repeat steps one and two 2-3x weekly. Product will continue to clean up oil in addition to hardening and protecting asphalt from further damage.



Visit [www.mycaf.com](http://www.mycaf.com) for additional product information, SDS, training materials, product videos and more.



HAVE QUESTIONS? NEED TRAINING?  
WE'RE HERE TO HELP!

