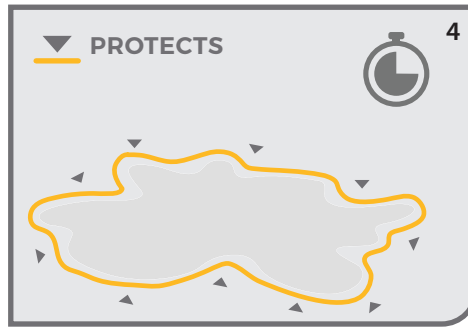







ASPHALT CLEANER & HARDENER CLEANING INSTRUCTIONS



EFFECTIVE ON

- Asphalt
- Parking lots
- Driveways
- Drive thrus
- Forecourts

FREQUENCY

As needed. For best results, 2-3 applications per week may be required for tougher stains and current asphalt damage

TASK DURATION

2-3 minutes per task when used weekly.

TO CLEAN

Preparation:

1. Ensure area is free from debris and trash.
2. Using the provided scoop apply product directly onto the stained area. Start with just 1/4 cup of product towards 20 sq. ft. area (4 ft. x 5 ft.) More product can be added as necessary.
3. Keeping broom in contact with surface, sweep in a circular motion until product is fully dispersed throughout oil stained asphalt.
4. Repeat steps one and two 2-3x weekly. Product will continue to clean up oil in addition to hardening and protecting asphalt from further damage.



WARNING: Keep out of the reach of children.
Product safety Information/24-hour emergency
CAF (888) 737-0025 x5/CHEMTEL (800) 255-3924



**HAVE QUESTIONS? NEED TRAINING?
WE'RE HERE TO HELP!**



Visit www.mycaf.com for additional product information, SDS, training materials, product videos and more.



www.mycaf.com | (888) 737-0025 | PO Box 1121, Maple Valley, WA 98038

Copyright © 2016 CAF, INC., All Rights Reserved.